



Solinst[®]

**Dataloggers &
Telemetry Systems**

www.solinst.com

Dataloggers & Telemetry Systems

The Choice for Groundwater and Surface Water Monitoring Professionals

Solinst is committed to providing clients with high quality groundwater and surface water monitoring instruments they can rely on. With over 40 years of engineering experience, Solinst designs, manufactures, calibrates and tests all products from the ground up, making certain the whole process is completed with precision. Firsthand knowledge and control of the entire operation from conception to final delivery to the client, guarantees the highest quality product.

Research and feedback from clients is integrated into the development approach to ensure the needs of each unique user and application are met. This allows continuous advancement and improvement as requirements evolve. The commitment to clients is forefront when producing Solinst dataloggers, telemetry systems, software and accessories.

The advanced manufacturing processes and high grade materials used when producing dataloggers are carefully chosen. A thorough calibration setup is used to ensure the accuracy of the dataloggers. Quality control procedures mean each datalogger is tested before delivery to the client.



Priority is also given to the ability to conveniently upgrade firmware and software as new features become available, and ensuring compatibility between old and new equipment.

Overall operation of the dataloggers and Solinst telemetry systems are designed to be reliable, user-friendly and virtually maintenance-free. As a result, dataloggers are ideal for short-term, as well as long-term, continuous monitoring applications of varying purposes and in all types of environments.



Absolute Precision Water Level and Temperature Datalogging



The **Model 3001 Levellogger® 5** provides absolute precision when automatically recording changes in water level (pressure) and temperature. It is a self-contained (non-vented) datalogger, that uses a superior, corrosion-resistant, Hastelloy® pressure sensor with an accuracy of $\pm 0.05\%$ FS.

The Hastelloy sensor has great performance and response times in extreme temperature and pressure environments. It can withstand 2 times over-pressure without permanent damage. The Levellogger 5 comes in different pressure ranges to suit expected water level fluctuations, from 5 m to 200 m (15 ft. to 600 ft.).

The sealed unit contains a temperature sensor that gives accurate readings ($\pm 0.05^\circ\text{C}$) and provides temperature compensated water level values. The Levellogger 5 has a lithium battery that lasts 10 years based on 1 reading every minute. The internal datalogger has memory for 150,000 level and temperature readings.

For use in seawater, and for extra corrosion, abrasion and chemical resistance, the 22 mm x 160 mm (7/8" x 6.3") stainless steel housing has a durable coating (inside and out) baked-on using polymerization technology. The Faraday cage design provides protection against power surges or lightning strikes. The Levellogger 5 operates in temperatures from -20°C to 80°C (0°C to 50°C is the temperature compensation range).

The Levellogger 5 is programmed using the intuitive Solinst Levellogger PC Software, or alternatively, using the Solinst Levellogger App. Single-eye, high-speed optical communication allows multiple installation options, including stand-alone, or Direct Read communication. There are many convenient accessories and remote monitoring options to suit each application.

The Levellogger 5 can be set to record as often as every 1/8 of a second, up to every 99 hours. There are linear, event-based, and scheduled sampling mode options. Scheduled sampling is ideal for groundwater professionals conducting aquifer characterization tests.

Because Levelloggers are absolute dataloggers, they measure both water pressure and barometric pressure above the sensor. Using a separate **Barologger 5** is the most efficient and accurate method to obtain simultaneous barometric readings in air. The readings can be used to subtract from the Levellogger data, to obtain true water levels.

The Levellogger Software Data Wizard allows multiple Levellogger files to be compensated at once, using one Barologger file. Only one Barologger is required within a 30 km (20 mile) radius, or with every 300 m (1000 ft.) change in elevation.

*Hastelloy is a registered trademark of Haynes International Inc.



Dataloggers & Telemetry Systems



Additional Datalogging Options

The Model 3001 Levellogger 5 LTC, in addition to the Hastelloy pressure transducer and accurate temperature thermistor, has a 4-electrode platinum conductivity sensor. It is ideal for measuring water level, temperature and conductivity during:

- Salt water intrusion and soil salination studies
- Plume remediation projects
- Leachate monitoring programs at landfills
- Mine tailings monitoring projects
- Water quality programs at waste disposal storage sites
- Agricultural and stormwater (road salt) runoff monitoring
- Water quality initiatives in watershed studies

The Levellogger 5 LTC includes memory for 100,000 readings of level, temperature, and conductivity, and a 8-year lithium battery. The 22 mm x 208 mm (7/8" x 8.2") stainless steel body has a baked-on finish (inside and out) using polymerization technology for extra corrosion, abrasion, and chemical resistance.

Levellogger Software includes a Calibration Wizard that guides the user through a 1 to 4-point calibration of the conductivity sensor, using standard solutions. The conductivity sensor autoranges from 0–100,000 $\mu\text{S}/\text{cm}$ and calibrates from 50–80,000 $\mu\text{S}/\text{cm}$. Accuracy is $\pm 1\%$ from 5,000 $\mu\text{S}/\text{cm}$ –80,000 $\mu\text{S}/\text{cm}$ and the greater of $\pm 2\%$ or 15 $\mu\text{S}/\text{cm}$ from 80 $\mu\text{S}/\text{cm}$ –5,000 $\mu\text{S}/\text{cm}$.

The Levellogger 5 LTC can be set to record every 2 seconds to 99 hours, in linear, event-base, or scheduled sampling modes. It is compatible with all Levellogger communication and deployment accessories. A Barologger 5 can be used to compensate the water level readings.

The Model 3001 Levellogger 5 Junior is designed to be an inexpensive alternative for automatic, continuous water level and temperature datalogging.



The Levellogger 5 Junior operates like the Levellogger 5 absolute datalogger, but has streamlined functions. It uses the same durable Hastelloy pressure transducer as the Levellogger 5, and is calibrated to provide 0.1% FS accuracy. The Levellogger 5 Junior comes in two pressure ranges, 5 m and 10 m (15 ft. and 30 ft.)—excellent for groundwater and surface water applications.

The sealed 22 mm x 160 mm (7/8" x 6.3") stainless steel housing includes the pressure transducer, temperature sensor, 5-year lithium battery, and memory for 75,000 water level and temperature measurements. The Levellogger 5 Junior can be set to record linearly from 1/2 a second to 99 hours.

The Levellogger 5 Junior is compatible with Levellogger Software and accessories, including communication cables, well caps, Solinst Telemetry Systems and SDI-12 Interface Cable. Barologger 5 data can be used to barometrically compensate Levellogger 5 Junior data.



Convenient Levellogger Software

Levellogger Software is user-friendly. It auto-detects the type of datalogger connected and provides the appropriate programming options. The Datalogger Settings tab includes information about the connected datalogger, including battery level. It is used to set a sampling regime and start and stop dataloggers. There are options for immediate start or a future start and stop times. Settings files can be saved for easy re-use. Apply the settings files to synchronize all dataloggers in one project.

Data Control is used to download, view, and export data files for use in other software programs. The Real Time View tab is used to view live data as it is being collected. Multiple data compensations, including barometric compensation, manual data adjustments, and parameter adjustments are performed using the Data Wizard. The Conductivity Cal tab is used to calibrate the Levellogger 5 LTC.

The Software also includes helpful Utilities. The Diagnostic Utility is available in case of an unexpected problem. It checks the function, calibration, backup and logging memories, pressure transducer, temperature sensor and battery voltage, as well as enabling a complete Memory Dump if required. The Firmware Upgrade Utility allows you to update dataloggers as new firmware becomes available.



Enhance Your Monitoring Network



The Model 3002 Rainlogger 5 simply connects to, and records and stores the tips of a tipping-bucket rain gauge. The rain event time stamp and total rainfall per time period are stored in non-volatile memory. Up to 100,000 readings can be saved.

The durable ABS housing is compact, 22 mm x 160 mm (7/8" x 6.3"), and provides ESD (electrostatic discharge) protection. The lithium battery lasts up to 10 years. The Rainlogger 5 is deployed in the field using a 3-pin connection cable to the tipping bucket rain gauge. The Rainlogger 5 is also compatible with all Levellogger communication and deployment accessories.

The Rainlogger 5 is programmed, and data downloaded, using Levellogger Software. This allows rainfall data to be integrated into projects using Levellogger data, which is ideal for correlating precipitation events with changes in groundwater and surface water levels, or conductivity. The Rainlogger 5 is excellent for measuring local precipitation and peak rainfall events, for stormwater management, and watershed, drainage basin, agricultural and forestry studies.



Dataloggers & Telemetry Systems


Levellogger Programming and Deployment

Choose direct read deployment if you wish to connect and communicate with your Levellogger in the field, without removing it from the well. Choose wireline or Kevlar cord to minimize costs, and if you do not require communication while the Levellogger is recording down-well.



The 3001 Well Cap Assembly is designed to fit 2" wells (or 4" with reducer).

3001 Biofoul Screen



Wireline Deployment

Direct Read Cable Deployment

Levelloggers use high-speed optical communication. To begin using your Solinst Levellogger, a USB Desktop Reader 5 or Field Reader 5 connects it to a laptop or desktop PC for programming with Levellogger Software.

A **Desktop Reader 5** or **Field Reader 5** is all you need if you are planning to deploy your Levelloggers using wireline or Kevlar cord. The Reader allows you to program your Levellogger before deploying it. Upon retrieval, the Reader is used to download data to your laptop or desktop PC.

If you are deploying your Levellogger using an L5 Direct Read Cable, you will also need a PC Interface Cable. The PC Interface Cable connects an L5 Direct Read Cable to a Laptop for communication with a Levellogger while it is still deployed.

Users can also customize their own deployment method based on their application needs, especially surface water applications. A Biofoul Screen provides extra protection against biofouling. Artesian well adaptors are also available.



Maintenance-Free Vented Water Level Measurement



The Model 3250 LevelVent 5 & 3500 AquaVent 5 record very accurate water level and temperature measurements in shallow groundwater and surface water applications. The loggers combine pressure and temperature sensors, datalogger, and memory for up to 150,000 data logs within a 22 mm x 173 mm (7/8" x 6.8") stainless steel housing with corrosion-resistant coating. The LevelVent 5 logger also contains an 10-year lithium battery (based on 1 reading per minute).

The LevelVent 5 and AquaVent 5 use a vented pressure sensor; it is open to the atmosphere via a vent tube to surface. This applies atmospheric pressure to the sensor, resulting in water level readings that are automatically compensated for barometric effects.

The loggers use the same durable Hastelloy pressure sensor as the Levellogger 5, providing 0.05% FS accuracy. It can operate in temperatures from -20°C to 80°C (0°C to 50°C is the temperature compensation range).

The LevelVent 5 and AquaVent 5 come in different pressure ranges to suit expected water level fluctuations, from 5 to 20 m (15 to 65 ft.). Vented Cables are available in lengths to 500 ft. The Vented Cable and loggers are protected from moisture by built-in desiccants and hydrophobic filters.

When programmed using Levellogger Software, the LevelVent 5 and AquaVent 5 can be set to record as often as every 1/8 of a second. There are linear, event-based, and scheduled sampling mode options. They are also compatible with the Solinst Levellogger 5 App Interface, Solinst Readout Unit (SRU) and DataGrabber 5.

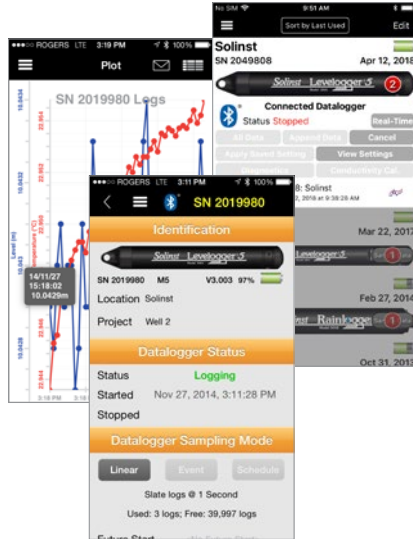
The LevelVent 5 Wellhead is compact and seats inside a Solinst 2" Well Cap Assembly. It provides an easy connection for communication accessories. The LevelVent 5 Wellhead connects to Solinst Levellogger PC Software using a USB PC Interface Cable. The Levellogger 5 App Interface, SRU and DataGrabber 5 connect directly to the LevelVent 5 Wellhead.

The AquaVent 5 Wellhead fits conveniently onto a 2" (50 mm) well casing. The SPX Wellhead has connections for communicating with Solinst software and accessories; and a second connection for communicating with third party dataloggers or telemetry systems using MODBUS (RS-232/RS-485) or SDI-12 protocols.

Each AquaVent 5 Wellhead contains four 1.5V AA lithium batteries that power the AquaVent 5 logger. They are user replaceable and can last up to 8 years based on 1 reading per minute.



Dataloggers & Telemetry Systems



L5 Threaded and
Slip Fit Adaptors



The Bluetooth® word mark and logos are registered trademarks owned by Bluetooth SIG, Inc. and any use of such marks by Solinst Canada Ltd. is under license.

**Apple and the Apple logo are trademarks of Apple Inc., registered in the U.S. and other countries. App Store is a service mark of Apple Inc.*

Android and Google Play are trademarks of Google Inc.

Make Data Collection More Efficient

Connect to your Dataloggers Using your Smart Device

The **Levellogger 5 App Interface** allows you to connect to your dataloggers using **Bluetooth®** wireless technology and your Apple® or Android™ smart device. Once connected, you can program and view data from the connected datalogger, using the Solinst Levellogger App.

The Levellogger 5 App Interface is convenient and compact in design; it is very easily transported. It has an IP 64 rating. The Levellogger 5 App Interface uses four 1.5V AA replaceable lithium batteries that are easily accessed. The batteries last 500 full datalogger downloads (@21°C). The Interface has a power button; there is an auto-off after 10 minutes of inactivity to preserve the battery. An LED light on the Levellogger 5 App Interface indicates its status.

The Levellogger 5 App Interface connects to the top end of a Levellogger's Direct Read Cable, directly to a Levellogger using an Adaptor, or to a LevelVent or AquaVent Wellhead. Turn the Levellogger 5 Interface App on and pair it with your smart device to access the Solinst Levellogger App.

The **Solinst Levellogger App** can be downloaded from the App StoreSM or on Google PlayTM. It is very streamlined, making it easy to use. It provides information about the connected datalogger, including battery level, location, and serial number.

Without bringing a laptop to the field, the Solinst Levellogger App provides all major programming options available with the Solinst Levellogger PC Software, including future start and stop times, and scheduled sampling. You can save up to 10 settings that can be applied to Levelloggers when required. This can help standardize all dataloggers across a project, with synchronized start times and sampling regimes.

The Solinst Levellogger App allows you to check real-time readings from the connected datalogger immediately, as well as download and view logs in a graph or database format. The data can be e-mailed from your smart device, or transferred to your computer when you get back to the office.





The 4001 Solinst Readout Unit (SRU) is an in-field device designed to take and display instant water level readings from a deployed Solinst datalogger.

A real-time monitoring session can be started independent of the datalogger's internal logging. Real-time logs can be saved in the SRU memory. The SRU has a built-in barometer, which provides the option of barometrically compensating the real-time readings.

The SRU also functions as a data download and storage device. Saved log files can be transferred to a PC and viewed using Levellogger Software. The SRU also displays the datalogger's status, including battery level, memory, serial number, and firmware version.

Handy Field Data Transfer Device



The DataGrabber 5 is a very convenient device for downloading data from Solinst dataloggers in the field. The DataGrabber 5 copies data to a USB flash drive.

The DataGrabber 5 is compact—designed to fit in your pocket. It uses one 9V replaceable battery. It connects to the top end of a Levellogger's Direct Read Cable, directly to a Levellogger using an Adaptor, or to LevelVent or AquaVent Wellhead.

To operate, connect your datalogger, insert the USB device, and press the push-button. All of the data in the connected datalogger is transferred to the USB device. The transfer does not interrupt a running datalogger, and the data in memory is not erased. A light indicates the DataGrabber's functions.



Dataloggers & Telemetry Systems

Remote Monitoring Solutions

Simple Telemetry for Solinst Dataloggers



The Model 9500 LevelSender 5 is a simple, low cost system designed to wirelessly send data from dataloggers in the field, via 4G cellular communication, to a Home Station computer, a number of different e-mails and an SMS address.

Each LevelSender 5 has a single port to connect one datalogger with an optional splitter that allows the connection of a second datalogger. A built-in barometer allows Levellogger data to be automatically compensated for barometric affects.

LevelSender 5 stations are compact in design, which allows them to be discreetly installed inside 2" well caps. With low power needs, LevelSender 5 stations use three replaceable 1.5V AA lithium batteries to operate. Solinst provides a ready-to-go option with a pre-programmed SIM card and low cost cellular plan managed and billed directly through Solinst.

Data is received as text via e-mail and SMS, and is also received at a Home Station computer in a dynamic database, or exported from the LevelSender PC Software Utility as .xle files that can be opened for use in Solinst Levellogger Software.



The Model 9100 STS Telemetry System provides a remote monitoring solution for Solinst dataloggers. The STS System uses the latest in wireless technology to connect a number of remotely located dataloggers to a central Access database, or for viewing continuous, real-time data.

STS Telemetry Systems use a standardized Remote Station hardware setup that includes a GSM modem. A user-supplied lead-acid 12V battery provides power. There are also options for back-up power, including solar panels or direct AC. The communication options are flexible to suit each site.

Programming remote networks is simplified using the intuitive Solinst Telemetry Software. The Software is used to create sampling and reporting schedules. The software also provides a simple method to store and manage your own data.

Communication from the Home Station computer is two-way; therefore, you can program alarms to be sent as e-mail when a high, low, or a certain percentage change is detected in the field.

Maintenance is made simple through remote diagnostic reporting, and the ability to update the data collection schedule from the Home Station.

By eliminating manual data collection, STS Telemetry provides an efficient and convenient method of collecting remote data. Less time and money is spent traveling to each site, and without data-hosting fees, there are further cost savings.



The Model 9200 RRL Remote Radio Link is an inexpensive solution for creating a closed-loop network of Solinst dataloggers.


The RRL is excellent for local sites such as landfills, golf courses, or mine sites. Radio communication has the benefit of no service fees, and no loss of data due to signal issues. RRL radios can transmit data up to 30 km /20 miles (line-of-sight).

RRL Stations have standardized hardware, therefore they have the flexibility to be programmed as a Home Station, Relay Station, or Remote Station. Setup is simple using a "Wizard" in Solinst Telemetry Software.



Connect With Us

- Browse our product brochures and data sheets for more information
- Download the latest Solinst **software** and **firmware** versions for **FREE**
- Access instructions, user guides, and product application tips
- View helpful technical bulletins, and interesting industry papers and articles
- Request a quote for Solinst products



www.solinst.com



ON THE LEVEL

Read our blog
and newsletters



Webinars

Attend a product
information or
learning session



Trade Shows

Come see us at our booth
at industry events



News and Updates

Subscribe to our RSS feed



E-mail Notifications

Opt-in or register for
our E-mail list



Videos

Watch for product tips



Contact Us

FREE Support
+1 (905) 873-2255
+1 (800) 661-2023
instruments@solinst.com



Visit Us

35 Todd Road
Georgetown, ON
Canada L7G 4R8




Share Us

Connect with others
in the industry



Solinst®

www.solinst.com



High Quality Groundwater and Surface Water Monitoring Instrumentation

Solinst Canada Ltd., 35 Todd Road, Georgetown, Ontario, Canada L7G 4R8

Tel: +1 (905) 873-2255; (800) 661-2023 Fax: +1 (905) 873-1992; (800) 516-9081 E-mail: instruments@solinst.com